Pump Portfolio

Robust surface and submersible pumps that will get the job done.

Table of Content

Surface Pumps

Flow Series	5
Head Series	6
Electric Series	7
Chopper Series	8
Super High Head Series	9

Submersible Pumps

Hydraulic Submersible Pumps	10
WEDA Drainage Pumps	11
WEDA Sludge Pumps	15
WEDA Slurry Pumps	17
WEDA Accessories	19

Atlas Copco Pumps



HEAVY DUTY VACUUM PUMP
Provides high performance priming result with all media

SUPERIOR SERVICEABILITY
Reduce M.T.T.R

MECHANICAL SEAL OIL BATH
Extended dry running capability



INTEGRATED LIFTING HOOK / LUG
Simple access and safe lifting



PW CONTROLLER SERIES
Efficient pumping in every application

LINK BELT DESIGN
Quick maintenance

EXTERNAL E-STOP AND PRESSURE GAUGES
Protected and always in control

EASY DRAIN ACCESS FOR PUMP
Easy access and maintenance

CROSS-LINKED PE FUEL CELL
No tank oxidation and safe

UP TO 30% REDUCED M.T.T.R.

SAIL Solution

3 TIMES LONGER SEAL LIFE

NEXT GENERATION PUMP CONTROLLER

MAX FLOW UP TO 8,600 USgpm

MAX HEAD UP TO 225 FT

Flow Series

Technical data

SPECIFICATIONS		PAS 100 YD	PAS 100 KD	PAS F66	PAS F88	PAC F44*	PAC F66*	PAC F88*	PAC F1212 (156 hp)*	PAC F1212 (325 hp)*
Max. head	ft	110	164	166	196	152	166	200	153	269
Max. flow	gpm	1230	1230	2,640	3,750	1,320	2,640	3,950	7,210	9,100
Suction Flange Size	inch	4	4	6	8	4	6.0	8	12	12
Discharge Flange Size	inch	4	4	6	8	4	6,0	8	12	12
Max. solids handling	inch	1.8	3.0	3.0	3.0	3.0	3.0	3.0	3.5	3.5
Best efficiency Point	%	75	70	76	82	73.5	79	82	74	74
Fuel Autonomy @ full load	h	30	16.6	25.7	18.5	50	25	17	25	12

*Available in Stainless Steel

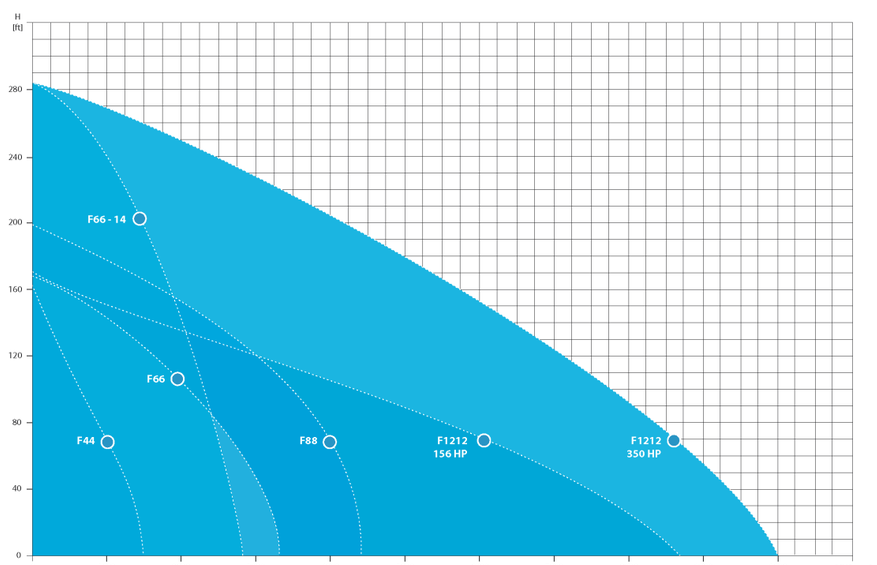

Head Series

Technical data

SPECIFICATIONS		PAC H43C	PAC H63C*	PAC H64*	PAC H108*	PAC H1212
Max. head	ft	302	460	500	360	540
Max. flow	gpm	660	1,100	1,950	6,400	8,050
Suction Flange Size	inch	4	6	6	10	12
Discharge Flange Size	inch	3	4	4	8	12
Max. solids handling	inch	0.75	0.75	3	3.5	2
Best efficiency Point	%	62	66	69	82	78
Fuel Autonomy @ full load	h	24	22	18	17	

*Available in Stainless Steel

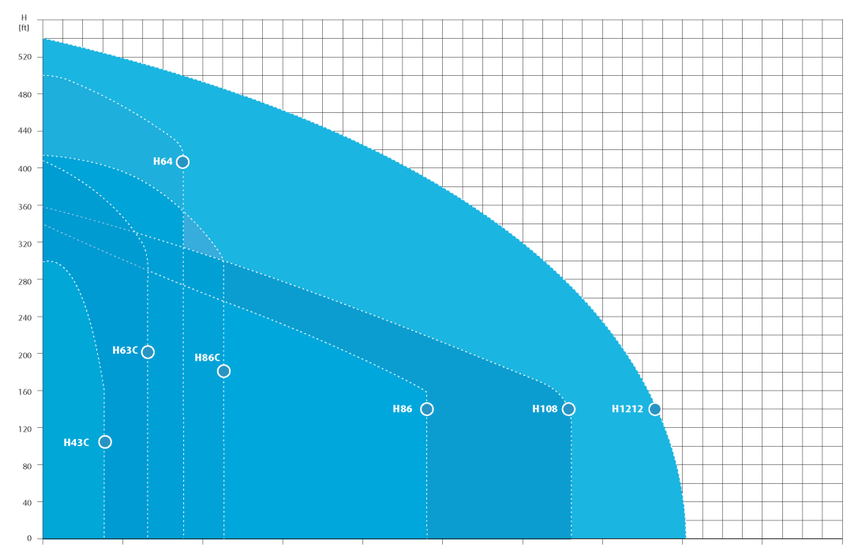

Electric Series



Technical data

SPECIFICATIONS		PAC F44 E*	PAC F66 E*	PAC F88 E*	PAC F1212 E*	PAC H64 E*	PAC H86E	PAC H108E*
Max. head	ft	140	166	200	285	500	421	360
Max. flow	gpm	1,320	2,640	3,950	9,000	1,950	3,980	6,400
Suction Flange Size	inch	4	6	8	12	6	8	10
Discharge Flange Size	inch	4	6	8	12	4	6	8
Max. solids handling	inch	3.0	3.0	3.0	3.5	3.0	3.0	3.5
Best efficiency Point	%	73.5	79	82	74	69	77	82

*Available in Stainless Steel

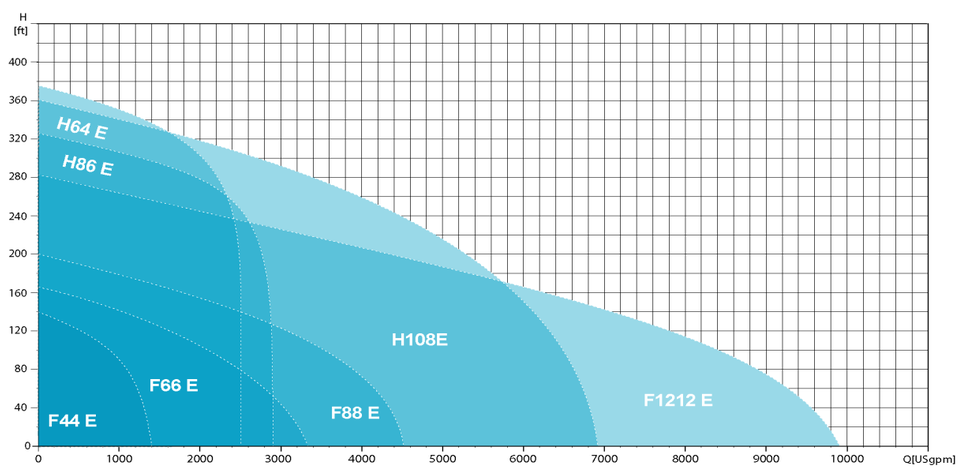

Chopper Series

Technical data

SPECIFICATIONS		PAX F44	PAX F66
Max. head	ft	120	125
Max. flow	gpm	950	1,730
Suction Flange Size	inch	4	6
Discharge Flange Size	inch	4	6
Max. solids handling	inch	3.0	4.0

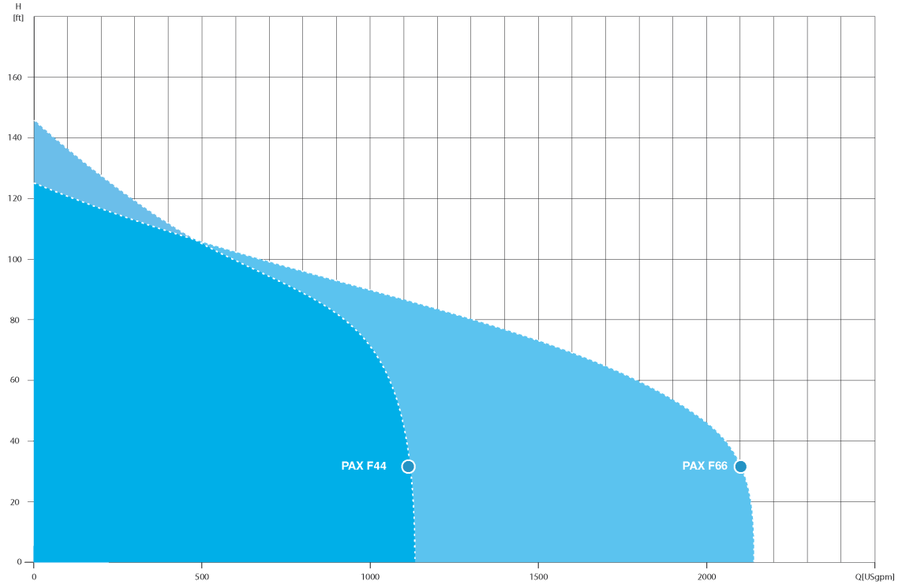

Super Head Series



Technical data

SPECIFICATIONS		PAC SH108	PAC SH128
Max. head	ft	682	590
Max. flow	gpm	3,646	4,460
Suction Flange Size	inch	10	12
Discharge Flange Size	inch	8	8
Max. solids handling	inch	1.2	1.2
Best efficiency Point	%	72	73.5

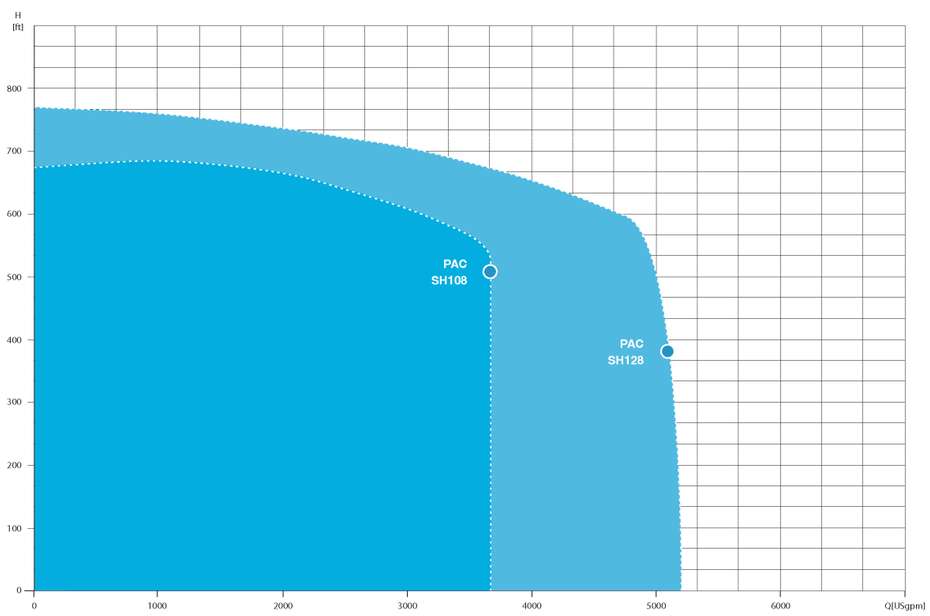

Hydraulic Submersible Pumps

Technical data

SPECIFICATIONS		PHX F4	PHS F6	PHS F8
Max. head	ft	145	108	128
Max. flow	gpm	1,150	2,220	2,840
Suction Flange Size	inch	4	6	8
Discharge Flange Size	inch	4	6	8
Max. solids handling	inch	3	3	3.15
WEIGHT & DIMENSIONS				
Max height	Inch	34	34	42
Max Width	inch	25	35	35
Weight	lbs	340	490	550

SPECIFICATIONS	PHP 30
Engine Make	Kohler
Engine Model	KDI 2504 TCR
Engine Tier	EPA Tier 4F
Engine power rating	74 hp
WEIGHT & DIMENSIONS	
Weight	4,100 lbs
Lenght	146″
Height	73″
Width	78″

Performance curves

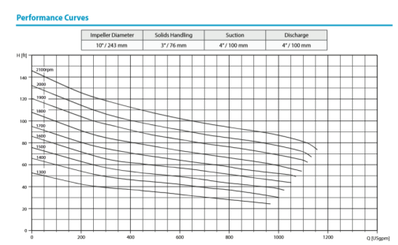

PHX F4

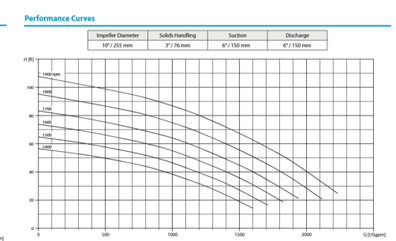

PHX F6

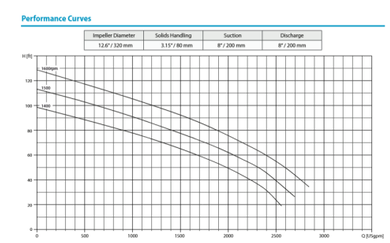

PHX F8

WEDA D Range

Technical data

		WEDA D04N	WEDA D04BN	WEDA D08N	WEDA D10N	WEDA D10N	WEDA D30L	WEDA D30L	WEDA D30N	WEDA D30N	WEDA D40N
SPECIFICATIONS		**1ph**	**1ph**	**1ph**	**1ph**	**3ph**	**1ph**	**3ph**	**1ph**	**3ph**	**3ph**
Max. head	ft	39	39	51	53	52	62	58	92	85	70
Max. flow	gpm	61	42	66	134	132	390	370	220	210	450
Shaft speed	r.p.m.	3500	3500	3500	3500	3500	3500	3500	3500	3500	3500
Rated output	kW	0.4	0.4	0.7	1.1	1.1	2.2	2.2	2.2	2.2	3.2
	HP	0.5	0.5	1.0	1.5	1.5	3.0	3.0	3.0	3.0	4.3
Max. power input	kW	0.7	0.7	1.2	1.8	1.4	2.9	2.9	2.9	2.9	4.1
Discharge connection	inch	2	1	2	2	2	3	3	3	3	3
Max. solids handling size	inch	0.30	0.18	0.30	0.16	0.16	0.28	0.28	0.28	0.28	0.28
WEIGHT & DIMENSIONS											
Weight	lbs	20	21	28	29	29	44	44	44	44	56
Height	inch	13.4	16.3	14.1	15.6	15.6	20.7	20.7	19.5	19.5	20.7
Width	inch	7.2	8.7	7.2	8.9	8.9	11.4	11.4	11.4	11.4	11.4
Diameter	inch	7.2	8.7	7.2	7.3	7.3	8.7	8.7	8.7	8.7	8.7

Performance curves

WEDA D04N

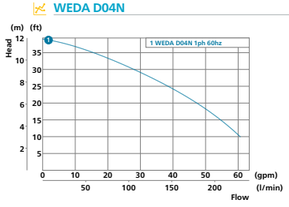

WEDA D04BN

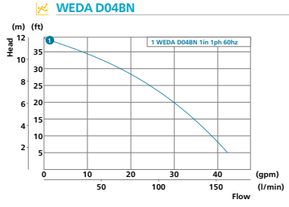

WEDA D30

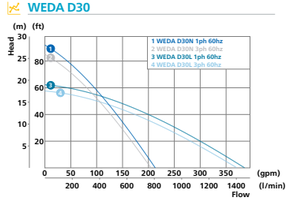

WEDA D08N

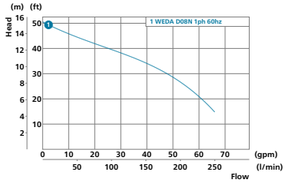

WEDA D10N

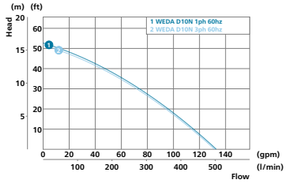

WEDA D40N

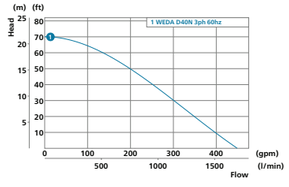

WEDA D Range

Technical data

		WEDA D50N	WEDA D50H	WEDA D60N	WEDA D60H	WEDA D60SH	WEDA D80N	WEDA D80H	WEDA D80SH
SPECIFICATIONS		**3ph**	**3ph**	**3ph**	**3ph**	**3ph**	**3ph**	**3ph**	**3ph**
Max. head	ft	82	136	100	166	244	147	247	355
Max. flow	gpm	630	310	700	340	260	1560	670	500
Shaft speed	r.p.m.	3500	3500	3500	3500	3500	3500	3500	3500
Rated output	kW	6.3	6.3	8.6	8.6	8.6	23	23	23
	HP	8.5	8.5	11.5	11.5	11.5	31	31	31
Max. power input	kW	7.5	7.5	9.9	9.9	9.9	26	26	26
Discharge connection	inch	4	3	4	3	3	6	4	3
Max. solids handling size	inch	0.31	0.31	0.31	0.31	0.31	0.47	0.47	0.47
WEIGHT & DIMENSIONS									
Weight	lbs	122	122	136	136	138	389	389	478
Height	inch	28.3	28.3	29.9	29.9	29.9	38.6	38.6	41.7
Width	inch	13.0	11.9	13.0	11.9	11.9	27.2	26.2	25.6
Diameter	inch	10.9	10.9	10.9	10.9	10.9	20.9	20.9	20.9

Performance curves

WEDA D50

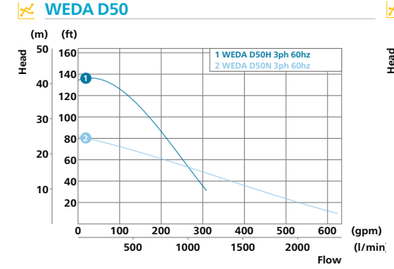

WEDA D60

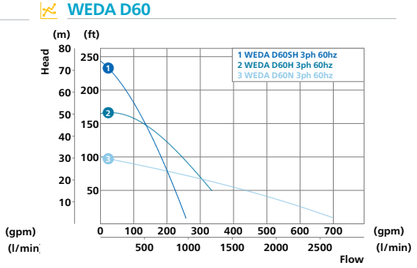

WEDA D80

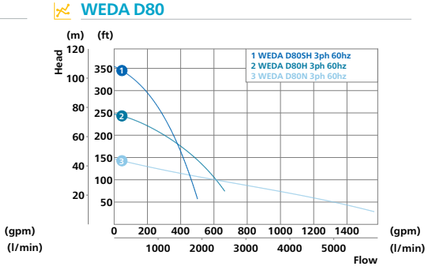

WEDA D Range

Technical data

		WEDA D70L	WEDA D70H	WEDA D81N	WEDA D81H	WEDA D91N	WEDA D91H
SPECIFICATIONS		**3ph**	**3ph**	**3ph**	**3ph**	**3ph**	**3ph**
Max. head	ft	129	205	167	276	191	314
Max. flow	gpm	1230	660	1630	890	1880	1090
Shaft speed	r.p.m.	3500	3500	3500	3500	3500	3500
Rated output	kW	13.4	13.4	23	23	30	30
	HP	18	18	31	31	40	40
Max. power input	kW	15.0	15.0	26	26	34	34
Discharge connection	inch	6	4	6	4	6	4
Max. solids handling size	inch	0.39	0.39	0.47	0.47	0.47	0.47
WEIGHT & DIMENSIONS							
Weight	lbs	244	244	422	422	456	456
Height	inch	37.1	37.1	42.3	42.3	44.3	44.3
Width	inch	16.3	15.5	18.3	17.3	18.3	17.3
Diameter	inch	14.6	14.6	16.7	16.7	16.7	16.7

Performance curves

WEDA D70

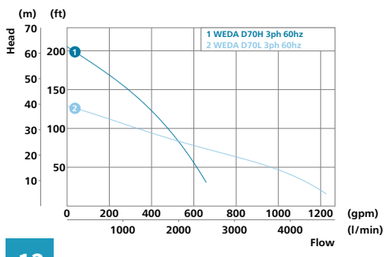

WEDA D81

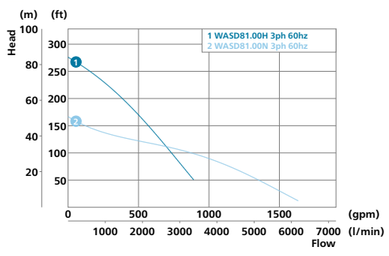

WEDA D91

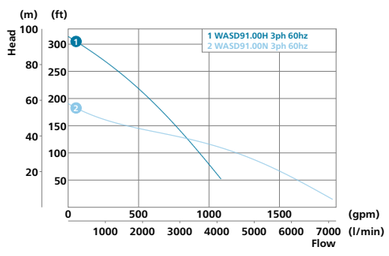

WEDA D Range

Technical data

		WEDA D95N	WEDA D95H	WEDA D95SH	WEDA D100N
SPECIFICATIONS		**3ph**	**3ph**	**3ph**	**3ph**
Max. head	ft	117	319	482	163
Max. flow	gpm	2980	1070	700	4780
Shaft speed	r.p.m.	3500	3500	3500	1750
Rated output	kW	43	43	43	69
	HP	58	58	58	92
Max. power input	kW	50	50	50	74
Discharge connection	inch	8	4	4	10
Max. solids handling size	inch	0.63	0.47	0.47	0.47
WEIGHT & DIMENSIONS					
Weight	lbs	589	589	667	1156
Height	inch	52.4	52.4	53.1	55.6
Width	inch	18.1	18.1	18.3	25.6
Diameter	inch	18.1	18.1	18.3	23.6

Performance curves

WEDA D95

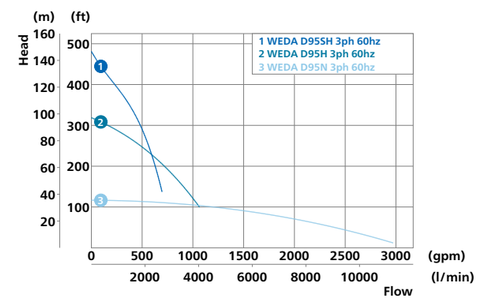

WEDA D100

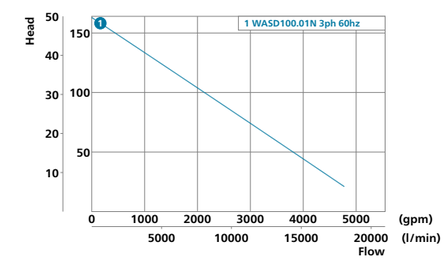

WEDA S Range

Technical data

SPECIFICATIONS		WEDA S04N	WEDA S08N	WEDA S30N	WEDA S30N	WEDA S50N	WEDA S60N
		1ph	1ph	1ph	3ph	3ph	3ph
Max. head	ft	33	50	52	58	87	97
Max. flow	gpm	62	65	230	250	370	420
Shaft speed	r.p.m.	3500	3500	3500	3500	3500	3500
Rated output	kW	0.4	0.7	2.2	3.0	5.2	6.9
	HP	0.5	1.0	3.0	4.0	7.0	9.3
Max. power input	kW	0.7	1.2	2.9	3.9	6.2	8.0
Discharge connection	inch	2	2	3	3	4	4
Max. solids handling size	inch	1.0	1.0	2.0	2.0	2.0	2.0
WEIGHT & DIMENSIONS							
Weight	lbs	24	29	56	56	131	144
Height	inch	14.8	16.4	24.4	24.4	31.9	34.3
Width	inch	10.9	10.9	12.8	12.8	17.7	17.7
Diameter	inch	9.5	9.5	9.8	9.8	13.8	13.8

Typical applications

- Sludge or light slurry
- Tank clean-out
- Trench and pond cleaning
- Mining

Performance curves

WEDA S04N

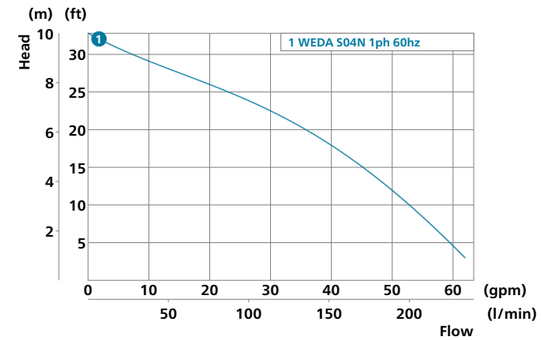

WEDA S08N

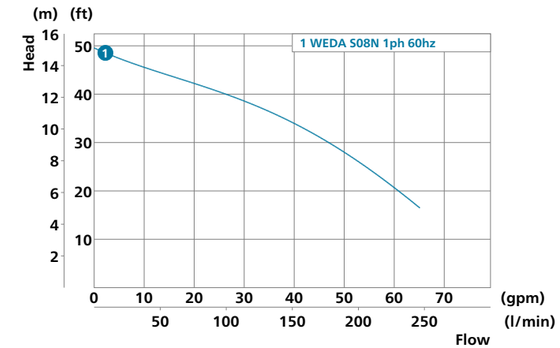

WEDA S30N

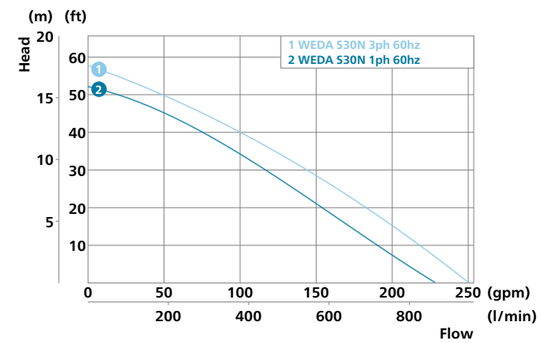

WEDA S50N

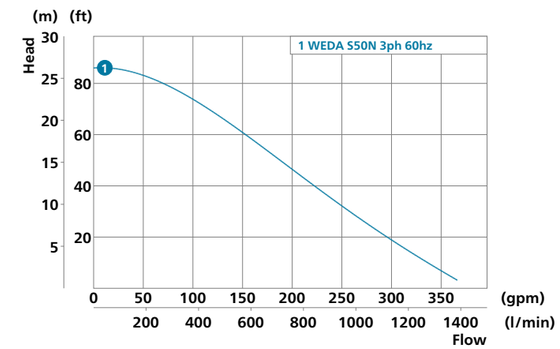

WEDA S60N

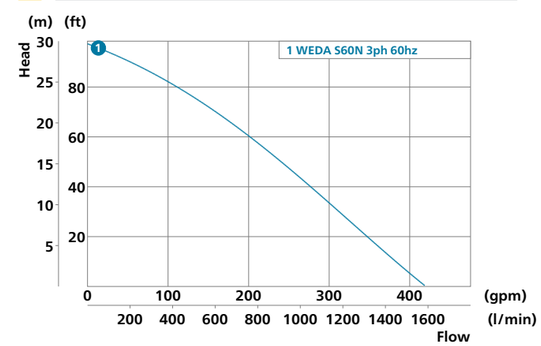

WEDA L Range

Technical data

		WEDA L40N	WEDA L50N	WEDA L60N	WEDA L70N	WEDA L80N	WEDA L95N	WEDA L100N	WEDA L110N
SPECIFICATIONS		**3ph**	**3ph**	**3ph**	**3ph**	**3ph**	**3ph**	**3ph**	**3ph**
Max. head	ft	47	60	75	81	103	168	114	131
Max. flow	gpm	220	350	480	530	790	1190	2600	2200
Shaft speed	r.p.m.	1750	1750	1750	1750	1750	1750	1150	1750
Rated output	kW	3.7	5.5	9.0	11.0	15.0	37	45	75
	HP	5.0	7.4	12.1	14.8	20	50	60	101
Max. power input	kW	4.5	6.8	10.4	12.8	16.1	40	49	80
Discharge connection	inch	3	4	4	4	4	4	6	6
Max. solids handling size	inch	0.8	1.0	1.0	1.0	1.0	1.4	2.4	2.4
WEIGHT & DIMENSIONS									
Weight	lbs	411	578	578	600	689	1667	2233	2378
Height	inch	31.2	36.0	36.0	36.0	42.5	63.2	63.2	63.2
Width	inch	15.3	17.1	17.1	17.1	22.8	36.8	36.8	36.8
Diameter	inch	13.3	16.3	16.3	16.3	19.5	21.5	21.5	21.5

Typical applications

- Abrasive media with high solids content
- Mining and Quarries
- Dredging
- Settling ponds

Performance curves

WEDA L40N

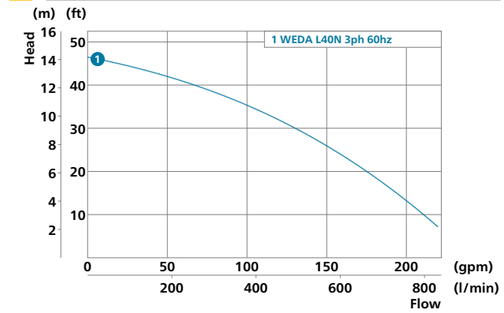

WEDA L50N

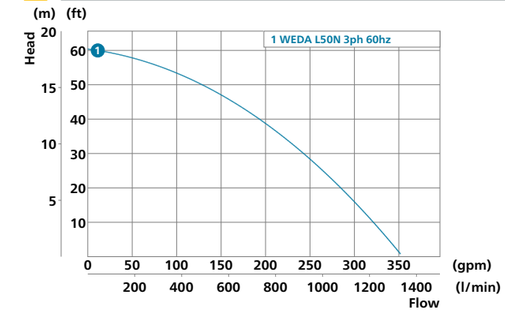

WEDA L60N

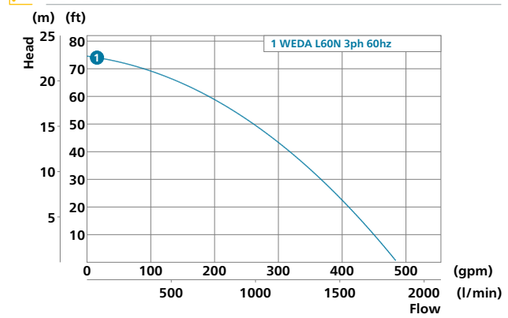

WEDA L70N

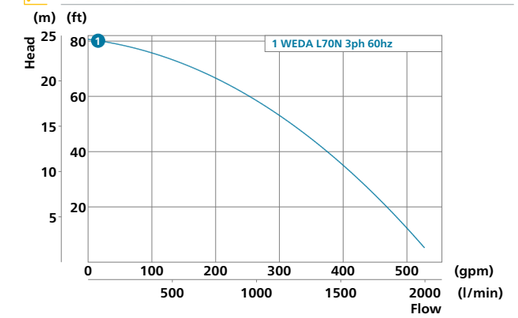

WEDA L80N

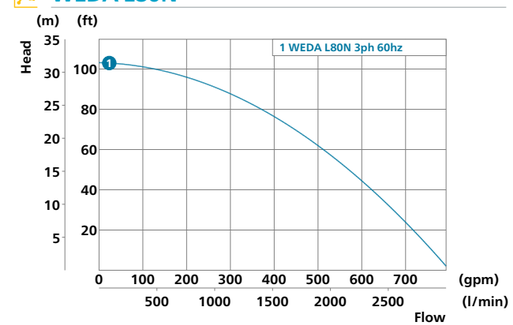

WEDA L95N

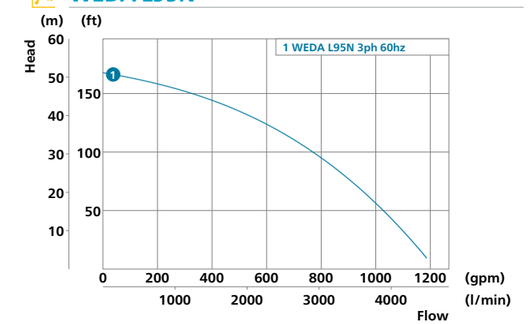

WEDA L100N

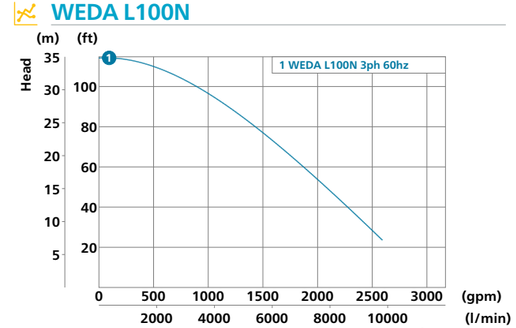

WEDA L110N

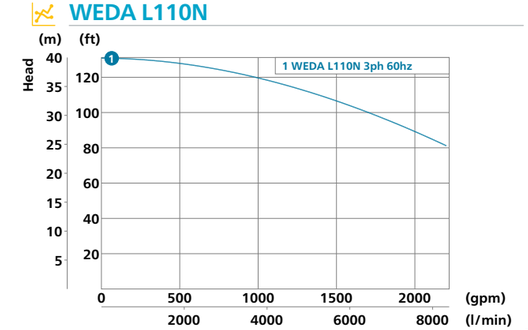

Accessories

DISCHARGE CONNECTIONS

We understand that there is a need and preference for different types of discharge connections and we offer four types. All can be mounted in either a vertical or horizontal position.

Hose

NPT

SLIM ADAPTER

For lowering pumps in narrow pipes and manholes.

LEVEL REGULATORS

For easy control of water level by automatic pump switch-on/-off:

MOTOR STARTER

Easy way to shut pump on and off.

RAFT

For easy floatation of pump with fluctuating water levels and to keep the pump in a suspended position. Strainer option available.

ZINC ANODES

Specifically required for pumping water with a high concentration of salts such as seawater,brine, etc.

Service

SERVICE NETWORK

With a global network of sales channels, distributors, service workshops and partners, pumps can be kept in working condition, ready to deal with tomorrow's challenge.

WEAR PART KIT

The wear part kit is a typical selection of components to bring the pump performance back to factory standard. The ideal solution for a machine overhaul or refurbishment.

- Impeller
- Wear plate
- Diffuser

Product portfolio

ENERGY STORAGE SYSTEMS

EXTRA SMALL
2–10 kVA

SMALL
15-150 kVA

MEDIUM
200–500 kVA

FAST CHARGER
160 kw

GENERATORS

PORTABLE
1,6–12 kVA

SPECIALIZED
9–660* kVA

VERSATILE
9–1250* kVA

LARGE POWER
800–1450 kVA

*Multiple configurations available to produce power for any size application

DEWATERING PUMPS

ELECTRIC SUBMERSIBLE

ELECTRIC SELF-PRIMING CENTRIFUGAL

SELF-PRIMING CENTRIFUGAL

LIGHT TOWERS

DIESEL

SOLAR

ELECTRIC

ONLINE SOLUTIONS

PUMP SIZING CALCULATOR

With a few inputs, this pump sizing calculator will help you to compare dewatering submersible models and find the right one for you.

Atlas Copco Power Technique North America
1059 Paragon Way
Rock Hill, SC 29730
Phone: + 1 (800) 732-6762
atlascopco.com/en-us